

Sani-Tech® Short Radius SIB 90° Elbow

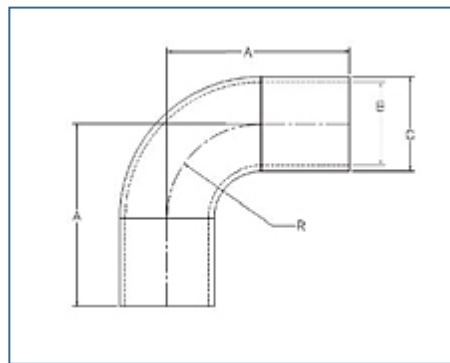
High Purity Piping

Biopharmaceutical Products





Superior Flow

Molded SIB® sweep elbows save space without sacrificing flow. The internal sweep design of the Sani-Tech® 90° elbows provides flow characteristics superior to sharp elbows. Sani-Tech® piping and components have inner dimensions based on ASME BPE standards and match stainless steel tube dimensions. This design feature facilitates sanitary transition when connecting to stainless steel components without any obstruction to the flow path.

[+ more](#)



1

Item #	Size	A	B	C	R	Material	CAD
SKM90-150-N	1 1/2	3.490 in	1.360 in	1.610 in	1.560 in	PVDF	
STM90-150-N	1 1/2	3.490 in	1.360 in	1.610 in	1.560 in	Polypropylene	
SKM90-200-N	2	4.060 in	1.860 in	2.110 in	2.100 in	PVDF	
STM90-200-N	2	4.060 in	1.860 in	2.110 in	2.100 in	Polypropylene	

1